

TYPE PDM

Features

- Connector, high conductive aluminium, tin plated
- Brass, tin plated stud
- UL Recognized 75° C and CSA Certified
- Insulator base adders available
- Panel Mountable
- Rated for 600 volts

Benefits

- Rated for copper and aluminum conductor
- Intended for wires terminated with crimp lugs
- Ensures Reliability
- Easily snap together to create variable pole power blocks

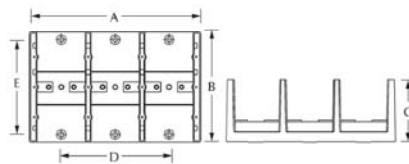



Fig. 1

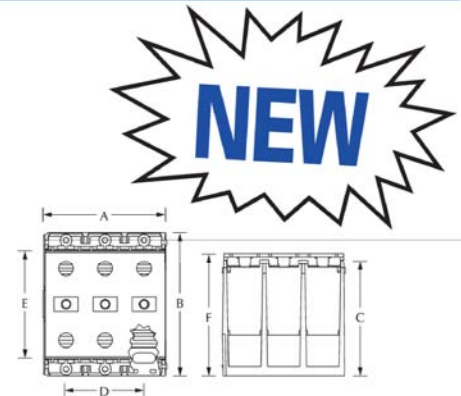


Fig. 2

C

Catalog Number	Fig. No.	Amps	Rated Conductor Range		Stud Ctr to Ctr	Line In	Line Out	MAX AIC	Dimensions						Cover ID
			Line	Load					A	B	C	D	E	F w/cover	
PDM-11-2/0F-1	1	175	(1) 2/0-#14 Awg	(1) 1/4-20 x 1-3/8	-	Lug	Stud	-	1.94	4.00	2.61	-	3.38	3.38	C-4-1
PDM-11-2/0F-2	1	175	(1) 2/0-#14 Awg	(1) 1/4-20 x 1-3/8	-	Lug	Stud	-	3.47	4.00	2.61	1.53	3.38	3.38	C-4-2
PDM-11-2/0F-3	1	175	(1) 2/0-#14 Awg	(1) 1/4-20 x 1-3/8	-	Lug	Stud	-	5.00	4.00	2.61	3.06	3.38	3.38	C-4-3
PDM-11-350J-1	1	310	(1) 350 kcmil-#6 Awg	(1) 3/8-16 x 1-1/8	-	Lug	Stud	65KA	1.94	4.00	2.61	-	3.38	3.38	C-4-1
PDM-11-350J-2	1	310	(1) 350 kcmil-#6 Awg	(1) 3/8-16 x 1-1/8	-	Lug	Stud	65KA	3.47	4.00	2.61	1.53	3.38	3.38	C-4-2
PDM-11-350J-3	1	310	(1) 350 kcmil-#6 Awg	(1) 3/8-16 x 1-1/8	-	Lug	Stud	65KA	5.00	4.00	2.61	3.06	3.38	3.38	C-4-3
PDM-12-500D-1	1	380	(1) 500 kcmil-#4 Awg	(2) 1/4-20 x 1-1/16	.750	Lug	Stud	-	2.29	4.75	2.90	-	4.13	4.13	C-5-1
PDM-12-500D-2	1	380	(1) 500 kcmil-#4 Awg	(2) 1/4-20 x 1-1/16	.750	Lug	Stud	-	4.17	4.75	2.90	1.88	4.13	4.13	C-5-2
PDM-12-500D-3	1	380	(1) 500 kcmil-#4 Awg	(2) 1/4-20 x 1-1/16	.750	Lug	Stud	-	6.05	4.75	2.90	3.76	4.13	4.13	C-5-3
PDM-11-500N-1	1	380	(1) 500 kcmil-#4 Awg	(1) 3/8-16 x 1-5/16	-	Lug	Stud	-	2.29	4.75	2.90	-	4.13	4.13	C-5-1
PDM-11-500N-2	1	380	(1) 500 kcmil-#4 Awg	(1) 3/8-16 x 1-5/16	-	Lug	Stud	-	4.17	4.75	2.90	1.88	4.13	4.13	C-5-2
PDM-11-500N-3	1	380	(1) 500 kcmil-#4 Awg	(1) 3/8-16 x 1-5/16	-	Lug	Stud	-	6.05	4.75	2.90	3.76	4.13	4.13	C-5-3
PDM-21-500Q-1	1	760	(2) 500 kcmil-#4 Awg	(1) 1/2-13 x 1-5/16	-	Lug	Stud	-	3.17	5.50	3.12	-	4.75	4.75	C-6-1
PDM-21-500Q-2	1	760	(2) 500 kcmil-#4 Awg	(1) 1/2-13 x 1-5/16	-	Lug	Stud	-	5.85	5.50	3.12	2.69	4.75	4.75	C-6-2
PDM-21-500Q-3	1	760	(2) 500 kcmil-#4 Awg	(1) 1/2-13 x 1-5/16	-	Lug	Stud	-	8.54	5.50	3.12	5.38	4.75	4.75	C-6-3
PDM-22-500N-1	1	760	(2) 500 kcmil-#4 Awg	(2) 3/8-16 x 1-5/16	1.160	Lug	Stud	-	3.17	5.50	3.12	-	4.75	4.75	C-6-1
PDM-22-500N-2	1	760	(2) 500 kcmil-#4 Awg	(2) 3/8-16 x 1-5/16	1.160	Lug	Stud	-	5.85	5.50	3.12	2.69	4.75	4.75	C-6-2
PDM-22-500N-3	1	760	(2) 500 kcmil-#4 Awg	(2) 3/8-16 x 1-5/16	1.160	Lug	Stud	-	8.54	5.50	3.12	5.38	4.75	4.75	C-6-3
PDM-11-2A-1	2	115	(1) #2-#14 Awg	(1) 10-32 x .60	-	Lug	Stud	-	0.83	2.29	1.53	-	2.07	2.07	C-2-1
PDM-11-2A-2	2	115	(1) #2-#14 Awg	(1) 10-32 x .60	-	Lug	Stud	-	1.46	2.29	1.53	-	2.07	2.07	C-2-2
PDM-11-2A-3	2	115	(1) #2-#14 Awg	(1) 10-32 x .60	-	Lug	Stud	-	2.10	2.29	1.53	1.27	2.07	2.07	C-2-3
PDM-11-2A-4	2	115	(1) #2-#14 Awg	(1) 10-32 x .60	-	Lug	Stud	-	2.75	2.29	1.53	1.93	2.07	2.07	C-2-4
PDM-11-2/0T-A**	2	175	(1) 2/0-#14 Awg	(1) M6 x 13	-	Lug	Metric	-	1.00	3.00	2.42	-	2.25	-	NA
PDM-11-2/0T-1†	2	175	(1) 2/0-#14 Awg	(1) M6 x 13	-	Lug	Metric	-	1.00	3.00	2.42	-	2.25	2.57	-
PDM-11-2/0T-2†	2	175	(1) 2/0-#14 Awg	(1) M6 x 13	-	Lug	Metric	-	1.82	3.00	2.42	0.81	2.25	2.57	-
PDM-11-2/0T-3†	2	175	(1) 2/0-#14 Awg	(1) M6 x 13	-	Lug	Metric	-	2.55	3.00	2.42	1.63	2.25	2.57	-
PDM-11-2/0B-A*	2	175	(1) 2/0-#14 Awg	(1) 1/4-20 x 1/2	-	Lug	Stud	100KA	1.00	3.00	2.42	-	2.25	-	NA
PDM-11-2/0B-1	2	175	(1) 2/0-#14 Awg	(1) 1/4-20 x 1/2	-	Lug	Stud	100KA	1.00	3.00	2.42	-	2.25	2.57	-
PDM-11-2/0B-2	2	175	(1) 2/0-#14 Awg	(1) 1/4-20 x 1/2	-	Lug	Stud	100KA	1.82	3.00	2.42	0.81	2.25	2.57	-
PDM-11-2/0B-3	2	175	(1) 2/0-#14 Awg	(1) 1/4-20 x 1/2	-	Lug	Stud	100KA	2.55	3.00	2.42	1.63	2.25	2.57	-

All wire sizes, unless noted otherwise, are American Wire Gauge (AWG) For further details on conductor classes please refer to product data sheets
 UL1059 terminal block standard file No. E84782 CSA certified CSA c22.2 No. 158, File number MC 249467 (wire classes B & C only)

* Cover not available for adder blocks

- Indicates that snap on cover is standard † Steel Stud

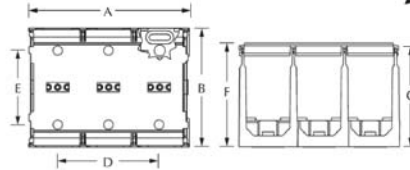

TYPE PDM

Features

- Connector, high conductive aluminium, tin plated
- Brass, tin plated stud
- UL Recognized 75° C and CSA Certified
- Insulator base adders available
- Panel Mountable
- Rated for 600 volts

Benefits

- Rated for copper and aluminum conductor
- Intended for wires terminated with crimp lugs
- Ensures Reliability
- Easily snap together to create variable pole power blocks



C

Catalog Number	Amps	Rated Conductor Range		Stud Ctr to Ctr	Line In	Line Out	MAX AIC	Dimensions						Cover ID
		Line	Load					A	B	C	D	E	F w/cover	
PDM-11-350S-1	310	(1) 350 kcmil-#6 Awg	(1) M10 x 30	-	Lug	Metric	-	1.96	4.00	3.33	-	3.38	3.49	-
PDM-11-350S-2	310	(1) 350 kcmil-#6 Awg	(1) M10 x 30	-	Lug	Metric	-	3.66	4.00	3.33	1.70	3.38	3.49	-
PDM-11-350S-3	310	(1) 350 kcmil-#6 Awg	(1) M10 x 30	-	Lug	Metric	-	5.36	4.00	3.33	3.40	3.38	3.49	-
PDM-11-350M-1	310	(1) 350 kcmil-#6 Awg	(1) 3/8-16 x 1-1/4	-	Lug	Stud	65KA	1.96	4.00	3.33	-	3.38	3.49	-
PDM-11-350M-2	310	(1) 350 kcmil-#6 Awg	(1) 3/8-16 x 1-1/4	-	Lug	Stud	65KA	3.66	4.00	3.33	1.70	3.38	3.49	-
PDM-11-350M-3	310	(1) 350 kcmil-#6 Awg	(1) 3/8-16 x 1-1/4	-	Lug	Stud	65KA	5.36	4.00	3.33	3.40	3.38	3.49	-
PDM-18-S2-1	510	(1) M10 x 30	(8) #2-#14 Awg	-	Metric	Lug	-	1.96	4.00	3.33	-	3.38	3.49	-
PDM-18-S2-2	510	(1) M10 x 30	(8) #2-#14 Awg	-	Metric	Lug	-	3.66	4.00	3.33	1.70	3.38	3.49	-
PDM-18-S2-3	510	(1) M10 x 30	(8) #2-#14 Awg	-	Metric	Lug	-	5.36	4.00	3.33	3.40	3.38	3.49	-
PDM-112-S4-1	510	(1) M10 x 30	(12) #4-#14 Awg	-	Metric	Lug	-	1.96	4.00	3.33	-	3.38	3.49	-
PDM-112-S4-2	510	(1) M10 x 30	(12) #4-#14 Awg	-	Metric	Lug	-	3.66	4.00	3.33	1.70	3.38	3.49	-
PDM-112-S4-3	510	(1) M10 x 30	(12) #4-#14 Awg	-	Metric	Lug	-	5.36	4.00	3.33	3.40	3.38	3.49	-
PDM-14-S2/0-1	510	(1) M10 x 30	(4) 2/0-#14 Awg	-	Metric	Lug	-	1.96	4.00	3.33	-	3.38	3.49	-
PDM-14-S2/0-2	510	(1) M10 x 30	(4) 2/0-#14 Awg	-	Metric	Lug	-	3.66	4.00	3.33	1.70	3.38	3.49	-
PDM-14-S2/0-3	510	(1) M10 x 30	(4) 2/0-#14 Awg	-	Metric	Lug	-	5.36	4.00	3.33	3.40	3.38	3.49	-
PDM-18-K2-1	510	(1) 3/8-16 x 1-3/16	(8) #2-#14 Awg	-	Stud	Lug	-	1.96	4.00	3.33	-	3.38	3.49	-
PDM-18-K2-2	510	(1) 3/8-16 x 1-3/16	(8) #2-#14 Awg	-	Stud	Lug	-	3.66	4.00	3.33	1.70	3.38	3.49	-
PDM-18-K2-3	510	(1) 3/8-16 x 1-3/16	(8) #2-#14 Awg	-	Stud	Lug	-	5.36	4.00	3.33	3.40	3.38	3.49	-
PDM-112-K4-1	510	(1) 3/8-16 x 1-3/16	(12) #4-#14 Awg	-	Stud	Lug	-	1.96	4.00	3.33	-	3.38	3.49	-
PDM-112-K4-2	510	(1) 3/8-16 x 1-3/16	(12) #4-#14 Awg	-	Stud	Lug	-	3.66	4.00	3.33	1.70	3.38	3.49	-
PDM-112-K4-3	510	(1) 3/8-16 x 1-3/16	(12) #4-#14 Awg	-	Stud	Lug	-	5.36	4.00	3.33	3.40	3.38	3.49	-
PDM-14-K2/0-1	510	(1) 3/8-16 x 1-3/16	(4) 2/0-#14 Awg	-	Stud	Lug	-	1.96	4.00	3.33	-	3.38	3.49	-
PDM-14-K2/0-2	510	(1) 3/8-16 x 1-3/16	(4) 2/0-#14 Awg	-	Stud	Lug	-	3.66	4.00	3.33	1.70	3.38	3.49	-
PDM-14-K2/0-3	510	(1) 3/8-16 x 1-3/16	(4) 2/0-#14 Awg	-	Stud	Lug	-	5.36	4.00	3.33	3.40	3.38	3.49	-

All wire sizes, unless noted otherwise, are American Wire Gauge (AWG)

For further details on conductor classes please refer to product data sheets

UL1059 terminal block standard file No. E84782 CSA certified CSA c22.2 No. 158, File number MC 249467 (wire classes B & C only)

- Indicates that snap on cover is standard